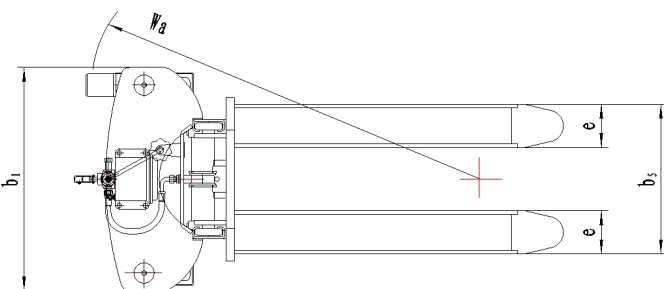
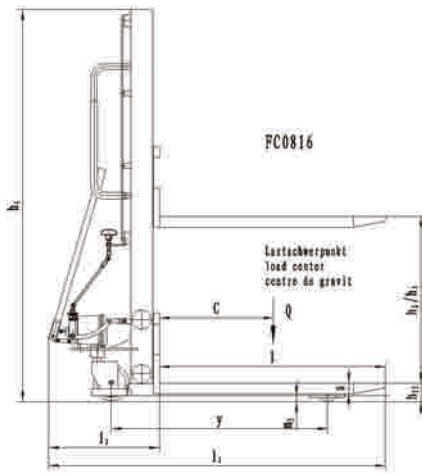


DOUBLE-ACTING PUMP MANUAL STACKER

Unique Double-acting function pump, double your efficiency during lifting and lowering goods during storage.

Hand Stacker		1KG=2.2LB 1INCH=25.4MM
Type		FC0816
Load capacity/rated load	kg	800
Steering wheel size front	Ømm	180X50
Load wheel size rear	Ø(mm)	80X55
Center ofload	c(mm)	600
Lowered mast height	h1(mm)	1965
Free Lift	h2(mm)	1510
Lift height	h3(mm)	1510
Extended mast height	h4(mm)	1965
wheelbase	y(mm)	1075
Lowered height	h13(mm)	90
Overall length	l1(mm)	1725
Length to face of forks	l2(mm)	575
Overall width	b1(mm)	765
Fork dimensions	s/e/l(mm)	55/150/1150
Width over forks	b5(mm)	520
Ground clearance ,centre of wheelbase	m2(mm)	25
Aisle width for pallets 1000X1200 crossways	ast(mm)	2225
Aisle width for pallets 800X1200lengthways	ast(mm)	2140
Turning radius	wa(mm)	1405
Service weight	kg	220

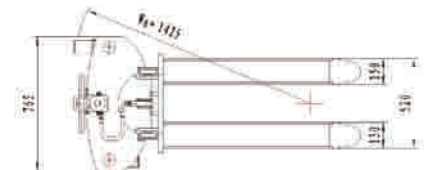
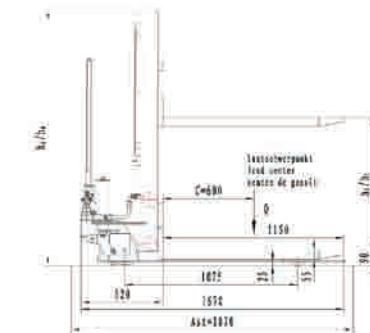


TOP QUALITY MANUAL STACKER

The minimized turning radius and compact size of the truck allows it to be used in the most confined space and narrow aisle such as in stores, small warehouses and factories.

- Easy and comfortable handling through ergonomically handles, effortless pulling during transport with long tiller.
- Ideal and handy choice for frequent lifting or for load weight max 1000kg in industrial, warehouse or other applications need a compact design and effortless lifting.

Hand Stacker		1KG=2.2LB 1INCH=25.4MM	FC1008	FC1016
Type				
Load capacity/rated load	KG	1000	1000	
Wheel size front	φ (mm)	180X50	180X50	
Load wheel size rear	φ (mm)	80X55	80X55	
Load center	c(mm)	600	600	
Lowered mast height	h1(mm)	1300	1965	
Free Lift	h2(mm)	810	1510	
Lift height	h3(mm)	810	1510	
Extended mast height	h4(mm)	1300	1965	
wheelbase	y(mm)	1075	1075	
Fork height lowered	h13(mm)	90	90	
Overall length	l1(mm)	1670	1670	
Length to face of forks	l2(mm)	520	520	
Overall width	b1(mm)	765	765	
Fork dimensions	s/e/l(mm)	55/150/1150	55/150/1150	
Overall fork width	b5(mm)	520	520	
Ground clearance ,centre of wheelbase	m2(mm)	25	25	
Aisle width for pallets 1000X1200 crossways	Ast(mm)	2225	2225	
Aisle width for pallets 800X1200 lengthways	Ast(mm)	2140	2140	
Turning radius	Wa(mm)	1405	1405	
Weight	KG	205	220	



- We can offer additional protection for the operator through foot protection on the steering rollers.
- Safe parking in any situation with mechanical parking brake.